


Summer 2021



Novice & Open Agility

The Basics from The Rocky Mountain Vizsla Club



Section 01

Basics of the Trial

01 Basics of the Trial

Premium List

The basic “What to Expect” questions can all usually be found in the Premium. The clubs must disclose the running surface, size of ring(s), crating, and parking expectations to name a few requirements. Club premiums might look a little different from trial to trial, but they all have the same basic information. Let’s look at our premium and get some questions answered.

Opening & Closing Dates:

If you want a guaranteed refund, be sure and pull your entry before the closing date.

Location and ring information:

Sport Turf
93' x 70' ring


AKC AGILITY TRIAL PREMIUM LIST * REVISED 4/8/2021

METHOD OF ENTRY: FIRST RECEIVED

ENTRIES OPEN: Wednesday, April 21, 2021 8:00 a.m. (MST) at the Trial Secretary's Address, before which time entries will not be accepted and will be returned to the exhibitor as provided for in Chapter 1, Section 14 of the Agility Regulations. All entries accepted on a FIRST RECEIVED basis.

ENTRIES CLOSE: Tuesday, May 25, 2021 5:00 p.m. (MST) after which time entries cannot be accepted, cancelled, altered, or substituted except as provided for in Chapter 11, Section 6 of the Rules Applying to Dog Shows. Envelopes/transactions containing entries for more than the ten (10) dog maximum and/or entries received prior to the opening date shall be treated as an invalid entry and shall be returned to the sender.

ONLINE ENTRIES ACCEPTED THROUGH THE AKC ONLINE ENTRY SERVICE. SEE PG 3 FOR ADDITIONAL INFORMATION.

 **Rocky Mountain Vizsla Club**
(Licensed by the American Kennel Club)

Saturday, June 12, 2021 (#202166110)
STANDARD & JWW & FAST: NOVICE AND OPEN LEVELS ONLY
T2B

Sunday, June 13, 2021 (#202166111)
STANDARD & JWW & FAST: NOVICE AND OPEN LEVELS ONLY
T2B


These Events are Accepting Entries All AKC Recognized Breeds & All-American/Mixed Breed dogs listed in the AKC Canine Partners program

ENTRIES LIMITED TO 250 RUNS PER DAY

Colorado Veterinary Specialty Group
401 E County Line Rd
Littleton, CO 80122

This trial will be held indoors on soccer turf. Ring Measurement Minimum 93' x 70'

Lookout K9 Trial Services, LLC
Deb Lewis, AKC Annually Licensed Agility Trial Secretary
3083 Coyote Ridge Dr Berthoud, CO 80513
deb@lookoutk9trials.com 970-744-1077
www.lookoutk9trials.com

 **CERTIFICATION** Permission has been granted by the American Kennel Club for the holding of this event under the American Kennel Club rules and regulations.
Gina DeNardo, Executive Secretary

Rocky Mountain Vizsla Club Officers

Mrs. Leah Difalco	President
Erica Sparrow	Vice-President
Mr. Spencer Sparrow	Treasurer
Mike Dieltz	Secretary

4299 Deer Watch Dr, Castle Rock, CO 80104

Agility Trial Chairman

Jennifer Follett
2520 Fairfax St, Denver, CO 80207 * jenny2981@aol.com * (303) 898-0195
Trial Chairman

Additional Event Committee Members

Katherine & Dale Hokens, Ginger Sammonds, Alison Rogers and RMVC members

Lookout K9 Trial Services, LLC
Deb Lewis, AKC Annually Licensed Agility Trial Secretary
3083 Coyote Ridge Dr Berthoud, CO 80513
deb@lookoutk9trials.com 970-744-1077
www.lookoutk9trials.com

PLEASE WAIVE ALL SIGNATURE REQUIREMENTS ON OVERNIGHT DELIVERIES
MAKE CHECKS and MONEY ORDERS payable to Rocky Mountain Vizsla Club (RMVC)
FOREIGN EXHIBITORS must make fees payable in U.S. Funds.

TRIAL AND SITE HOURS:
Trial site hours: 7:00 a.m. MT – 30 min after the conclusion of judging, daily
Judging to begin not earlier than 8:00 on Saturday & Sunday.
Move up requests must be sent to the Trial Secretary by 6:00 p.m., April 19, 2021

TRIAL VETERINARIAN (on site):
Colorado Veterinary Specialty Group
401 E County Line Rd, Littleton, CO 80122
<https://www.covetspec.com/> * (303) 794-1188

Exhibitors should follow their veterinarian's recommendations to assure their dogs are free of internal and external parasites, any communicable diseases, and have appropriate vaccinations.

EMERGENCY SERVICES
FIRE/POLICE/AMBULANCE: Arapahoe County, Colorado 911
On site emergency phone: 970-744-1077

JUDGES

SATURDAY: BETH GODWIN (ZJ076)
21462 E GREENWOOD PL, AURORA, CO 80013

SUNDAY: KITTY A BRADLEY (53111)
2265 STONY HILL RD. BOULDER, CO 80305

Chair & Committee:
They are onsite and able to answer questions & help with any issues. They also worked REALLY hard to make the trial happen; a thank you is appreciated!

Trial hours:
You can arrive as early as 7am, judge will not start earlier than 8am

Judges:
Be sure and say thank you!!

MANY more questions can be found in the premium. It's a good idea to read it fully before sending a question to the Trial Chair or Secretary. Our premium can be found on our Secretary's site; lookoutk9trials.com

01 Basics of the Trial

Once you Arrive

If you've never trialed before, you should arrive about 45-60 minutes before your first run. Things you will need to do:

1. Get your dog measured (if you haven't already)
2. Check in for your runs
3. Set up your crate space
4. Walk your course

If you've never been measured before, there will be AKC Agility Measurement forms available. You can't get in line to be measured until you have your form filled out. To expedite the process, make sure you know your dog's AKC Registration Number, Registered Name, and birth day. Bringing a pen helps too!

You can find your registration number on your registration certificate or you can look it up here with your Registered Name: https://www.apps.akc.org/apps/store/index.cfm?view=product&cde_category=DOG&cde_product=CMPREC



The photo above is a “walk-thru.” You'll get 8 minutes to walk your course and make your plan for how you are going to handle your dog. After the 8 minutes, there will be a 5 minute break until the first dog will run.

Wondering how you will know when your walk-thru or run will be?

This is the calculation most seasoned handlers use once we receive the judging program from the Trial Secretary (emailed directly to all entrants.)

Standard courses: Figure about 1 minute per dog.

Jumpers courses: Figure about 30 seconds per dog.

You can also assume about 10-15 minutes between course changes. Err on the side of caution, and give yourself plenty of time at your first few trials to figure out how much time you need to set up and get settled.

01 Basics of the Trial

This is the arena where the trial will be held.

Volunteering at the trial is the **BEST** way to learn! It's the best seat in the house, and you might even pick up on some handling techniques. We highly recommend helping, you will learn so much!

Dog entrance

Dog exit

TRAVEL DIS

TOILET

168

EXAM

166

STORAGE

172

THERIO

171

RUNS

173

THERIO EX.

174

PATIO

167

On-deck spots in blue / entrance to building



The arena is on the East side of the Veterinary clinic. You can park in any parking spot except the ones that are numbered for the clinic.

The blue lines signify your staging path to get into the ring.

The ★ on the map signifies where the gate steward will be. There will also be a practice jump here.

The Gate Steward keeps a running tally of where we are in the running order. Listen for your dog's name to be called.

This entire area is where you can set up shade. However, there can be **NO STAKING** to protect the integrity of the sprinkler system. Please use above ground weights.

No items may be left overnight, so please pack up and pack out Saturday after your runs.

You are also welcome to crate out of your cars if that is preferred.

Our goal is keep dogs and humans cool if we have an unseasonably warm day. Please make every effort to share your shade and be a good neighbor. If you are leaving your car running, please park away from those who are crating out of their cars with their hatch open to prevent exhaust fumes and heat from invading their crate space.

Priority for the practice jump goes in running order. It is for warm up, **NOT** for extensive practice, and remember not to crowd the area.

Section 2

Tips for Staying Cool

02 Tips for Staying Cool

Setting up your crate space

Our trial has outdoor crating, but the basics at any trial are pretty standard:

1. Crate
2. Chair for you
3. Handling bag: treats, toys
4. Water: remember your bucket or bowl too!

Crating Considerations:

- **Reduced ring stress:** often crating in the arena area will bring with it some **HIGH** energy! If your dogs can't rest with lots of barking and adrenaline, finding the quietest spot possible will go a long way!
- **Reduced contact and extra space:** Sometimes crating areas and walkways get tight. If your dog needs a bigger space bubble, take this into consideration when choosing your spot.



Since there is no crating indoors, you will need a plan for outdoor crating. Starting your collection now is a good idea, with the pandemic we have seen more and more crating areas shifting outdoors.

Things to consider:

1. **Shade.** There is an open space to the East of the facility where tents or easy ups can be placed. Above ground weights can only be used (NO STAKING.) Please share your shade if possible.
2. Crate fans, portable A/C or swamp coolers.
3. Cool coats or mats.
4. Aluminet shade cloths.

02 Tips for Staying Cool



This is a cool coat. They are awesome for dunking in a cooler of ice water (bonus, water and other drinks can be inside for you and your dog!) then wrung out and put on your dog. If you don't want to splurge on a cool coat yet, pick up a chamois. Find one large enough to drape over your dog or lay flat on the bottom of their crate!



Crate fans! Fans are awesome and run off the same type of batteries as your power tools. You can also find fans that run off D Batteries. A fan will help blast your dog with cool air (thankful we don't live somewhere with humidity!) and keep them cool. You can also look at products like the IcyBreeze which is a portable A/C.



Aluminet is the BEST! It reflects the sun's rays and helps keep your car, tent, or crate extra cool. Buy one and you will use it forever (and probably buy more!)

Our worker raffle will include a Ryobi crate fan and 7'x8' aluminet shade BOTH days!

02 Tips for Staying Cool

Here is some advice on where to get your hands on our favorite stay-cool products:

Aluminet shades: cleanrun.com — search for “aluminet”

Baby Pools: Take a dip in our baby pools! We will have a couple pools available so you can dunk your dogs to cool them off. Just make sure they aren't dripping wet if you are headed inside to run.

Chamois: You can get these anywhere from Amazon to Car Supply stores. Make sure it's big enough to cover your dog's back. (Quickest cooling actually comes from putting it on your dog's belly.

Cool coats: Check sites like etsy.com or look for a vendor at a dog show this summer!

Cooling Beds: Do an Amazon search for cooling mats and you'll find some options. These are great for the bottom of crates if you are willing to splurge on more than a chamois!

Crate fans: Home Depot carries the Ryobi brand which seems to be the favorite. Check their inventory online before heading to the store or have it shipped free!

Shade: Check out local sporting good stores like Dick's. They have everything from canopy tents, to smaller umbrella tents, to chairs with shade canopies.

You might find that you actually prefer crating out of your car once you have invested in the right equipment! Many people crate out of their car year round. It cuts down on transmitted illnesses like kennel cough, and some dogs are much more relaxed in their own car away from noisy crating areas!

Remember to pack a cooler!

A cooler stocked with water for you and the dogs is a must! You might also consider packing some snacks.

As mentioned earlier, a cooler with some icy water is great to dunk a cool coat in before putting it on your dog or in your crate!

Section 3

The Fun Stuff

03 The Fun Stuff

No matter the results, you WILL be going home with the BEST dog! Ribbons are great, but nothing beats an agility day as a team. While sometimes frustrating, enjoy your novice days together. Find the fun in every moment!

If you are lucky enough to get a Qualifying run, you'll be taking home a green ribbon, and if you are really lucky, a placement ribbon! Let's talk about where to find results and what you need to keep track of next.



03 The Fun Stuff

Think you Qualified? Here's how you figure it out.

Every club "posts" results. Sometimes that means it is literally posted on a wall. Sometimes it's a text message. Sometimes it's in a book. Usually the results are near the ribbon table, so once you locate where that is, you are on the right track!

I did Q! Now what?

- If you qualified you should have a label printed with your qualifying information. Some people put these on the back of their ribbon, while others stick it in a notebook. Whatever you decide to do, **be sure you keep it safe.** If things aren't recorded correctly with the AKC, this label is proof of your Q.

Standard		Novice B		Regular		Saturday		Result Sheet			
Jump Height		20		Yards 140		Seconds 67:00					
Scribe Symbol (Limit)								Qs	NQs	Q%	
								5	10	33%	
R (2)	W (1)	T (2)	F (0)	Time Fault	Arm Band	Breed	Call Name	Score	Time	Q'd	Finish
0	0	0	0	0	20129	Vizsla	Maggie	100	39:84	Q	1
0	0	0	0	0	20148	Border Collie	Kasoom	100	46:18	Q	2
0	0	0	0	0	20113	Australian Shepherd	Glaze	100	50:11	Q	3
0	0	0	0	0	20134	Australian Shepherd	Patch	100	52:49	Q	4
2	1	0	0	0	20155	Brittany	Dexter	85	58:43	Q	5
2	2	0	1	0	20115	Retriever (Golden)	Dani	nq	47:82		
1	1	0	1	0	20119	Vizsla	Sola	nq	53:79		
1	2	0	0	0	20131	Australian Shepherd	Morgan	nq	65:63		
3	1	0	1	3	20158	Retriever (Golden)	Mickie	nq	70:61		
3	0	0	0	7	20103	Vizsla	Tanner	nq	74:80		
0	0	0	0	0	20114	Border Collie	Gracey	nq	00:00		
0	0	0	0	0	20117	Vizsla	Jessie	nq	00:00		
0	0	0	0	0	20145	Vizsla	Cheeky	nq	00:00		
0	0	0	0	0	20153	Vizsla	Ruby	nq	00:00		
0	0	0	0	0	20125	Australian Shepherd	Trooper	nq	00:00		



After checking the results sheet, pick up your ribbons! If you placed, be sure and get a placement ribbon in addition to your Q ribbon.



Did you enter Time 2 Beat? If so, be sure and grab one of our bright point ribbons if you earned 8, 9, or 10 points on your run.



Did you finish a title? Most clubs offer a New Title ribbon to commemorate your feat. Be sure and look for them!

03 The Fun Stuff



No matter the result, Sportsmanship is paramount.

Always accept the decisions of the judge and the trial committee with a gracious attitude. Think of treating everyone as you would wish to be treated. Some days the chips will fall in your favor to balance out the days where you think they didn't. We are all human, no one is perfect, cheer for all, and remember to be kind.



We are so excited!

If you have questions, just look for anyone in a Vizsla shirt.